

Linear Kit 12

A stylish Plasma and LCD Display stand. Ideally suited for exhibition, point of sale and demonstration use.

features & benefits

- Position and present your multi-media for optimum effect.
- Stable and secure platform for 30" to 42" Plasma and LCD screens up to 50kg
- Tilttable bracket allows +/- 15 degree movement
- High quality aluminium and thermoformed laminate finish
- Available in Birch, silver and Black base colour options.



(Optional shelf shown, monitor not included)

hardware & graphic specifications

Overall Assembled dimensions (mm):

1670 (h) x 1015 (w) x 545 (d)

Weight:

21kg

(All dimensions are approximate)

additional info


Packaged Dimensions:

1550 (h) x 1050 (w) x 160 (d)

Optional extras:

LN317 - Media shelf

Assembly Instructions



Kit includes:

- 1x Thermoformed base
- 1x Plasma/LCD screen mounting brackets
- 2x 50mm round posts
- 1x Rectangular support strut
- 2x Curved leg bracket
- 12x M6 flat washer
- 8x M6 spring washer
- 2x Penny washer
- 4x M6 wingnut
- 4x M6 thumb wheel
- 4x M6 x 70mm screws
- 4x M6 x 25mm screws
- 2x M10 x 40 screws
- 2x Aluminium link bar with screws

Tools: 3mm Allen key, 4mm Allen key and 6mm Allen key




1 Insert screw through penny washer and base




2 Tighten to 50mm round posts




3 Fix all screws to round posts through base



4 Attach curved leg to base and round posts



5 Attach and tighten support strut between round posts



6 Attach LCD brackets to LCD bracket backboard.



7 Attach LCD mount to 50mm round posts with M6 x 70mm screws, flat washers, spring washers, and thumb wheels.



8 Post end caps can be removed to help fit the LCD bracket

LN317 - Media shelf option




Kit includes:

- 1x Thermoformed shelf
- 2x curved leg brackets
- 2x aluminium link bar, with screws
- 4x screws
- 4x wingnuts



2 Attach supports to shelf



3 Attach shelf to 50mm post (please note that the shelf must be attached before the LCD mount)